

Inductive sensor

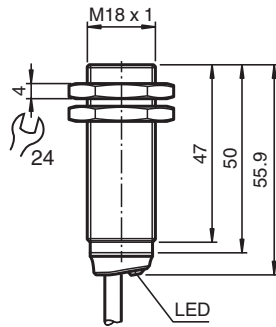
NBB5-18GM50-E0-3M



- 5 mm flush
- Extended temperature range
-40 ... +85 °C
- Extended operating voltage range
- Flexible use with versatile mounting opportunities



Dimensions



Technical Data

| General specifications | | |
|------------------------------|-------|---|
| Switching function | | Normally open (NO) |
| Output type | | NPN |
| Rated operating distance | s_n | 5 mm |
| Installation | | flush |
| Output polarity | | DC |
| Assured operating distance | s_a | 0 ... 4.05 mm |
| Actuating element | | mild steel, e. g. 1.0037, SR235JR (formerly St37-2) 18 mm x 18 mm x 1 mm |
| Reduction factor r_{Al} | | 0.35 |
| Reduction factor r_{Cu} | | 0.29 |
| Reduction factor r_{304} | | 0.73 |
| Reduction factor r_{Brass} | | 0.44 |
| Output type | | 3-wire |
| Nominal ratings | | |
| Operating voltage | U_B | 5 ... 36 V |
| Switching frequency | f | 0 ... 1950 Hz |

Release date: 2023-01-25 Date of issue: 2023-01-25 Filename: 326163-0119_eng.pdf

Refer to "General Notes Relating to Pepperl+Fuchs Product Information".

Pepperl+Fuchs Group
www.pepperl-fuchs.com

USA: +1 330 486 0001
fa-info@us.pepperl-fuchs.com

Germany: +49 621 776 1111
fa-info@de.pepperl-fuchs.com

Singapore: +65 6779 9091
fa-info@sg.pepperl-fuchs.com

PEPPERL+FUCHS





Technical Data

| | | |
|---|-----------|---|
| Hysteresis | H | typ. 5 % |
| Reverse polarity protection | | reverse polarity protected |
| Short-circuit protection | | pulsing |
| Voltage drop | U_d | ≤ 1 V |
| Operating current | I_L | 0 ... 200 mA |
| Off-state current | I_r | max. 20 μ A |
| No-load supply current | I_o | ≤ 10 mA |
| Time delay before availability | t_v | ≤ 10 ms |
| Switching state indicator | | LED, yellow |
| Functional safety related parameters | | |
| MTTF _d | | 1721 a |
| Mission Time (T _M) | | 20 a |
| Diagnostic Coverage (DC) | | 0 % |
| Conformity | | |
| PWIS conformity | | VDMA 24364-C1/T100°C-W |
| Compliance with standards and directives | | |
| Standard conformity | | |
| Standards | | EN 60947-5-2:2007 EN 60947-5-2/A1:2012 IEC 60947-5-2:2007 IEC 60947-5-2 AMD 1:2012 |
| Approvals and certificates | | |
| Protection class | | II |
| Rated insulation voltage | U_i | 36 V |
| Rated impulse withstand voltage | U_{imp} | 500 V |
| UL approval | | cULus Listed, General Purpose, Class 2 Power Source |
| CCC approval | | CCC approval / marking not required for products rated ≤ 36 V |
| Ambient conditions | | |
| Ambient temperature | | -40 ... 85 °C (-40 ... 185 °F) |
| Storage temperature | | -40 ... 85 °C (-40 ... 185 °F) |
| Mechanical specifications | | |
| Connection type | | cable |
| Housing material | | brass , white bronze coated |
| Sensing face | | PBT , green |
| Degree of protection | | IP68 |
| Cable | | |
| Wire end ferrules | | yes |
| Cable diameter | | 4.3 mm \pm 0.15 mm |
| Bending radius | | > 10 x cable diameter |
| Material | | PVC |
| Color | | black |
| Number of cores | | 3 |
| Core cross section | | 0.34 mm ² |
| Length | L | 3 m |
| Mass | | 139 g |
| Tightening torque | | 0 ... 30 Nm |
| General information | | |
| Scope of delivery | | 2 self locking nuts in scope of delivery |

Connection



Accessories

| | | |
|---|------------------|---------------------------------------|
|  | BF 18 | Mounting flange, 18 mm |
|  | BF 18-F | Plastic mounting adapter, 18 mm |
|  | MH 01-M18 | Mounting brackets for sensors |
|  | MH-EXG-18 | Quick mounting bracket with dead stop |

Release date: 2023-01-25 Date of issue: 2023-01-25 Filename: 326163-0119_eng.pdf

Refer to "General Notes Relating to Pepperl+Fuchs Product Information".

Pepperl+Fuchs Group
www.pepperl-fuchs.com

USA: +1 330 486 0001
fa-info@us.pepperl-fuchs.com

Germany: +49 621 776 1111
fa-info@de.pepperl-fuchs.com

Singapore: +65 6779 9091
fa-info@sg.pepperl-fuchs.com